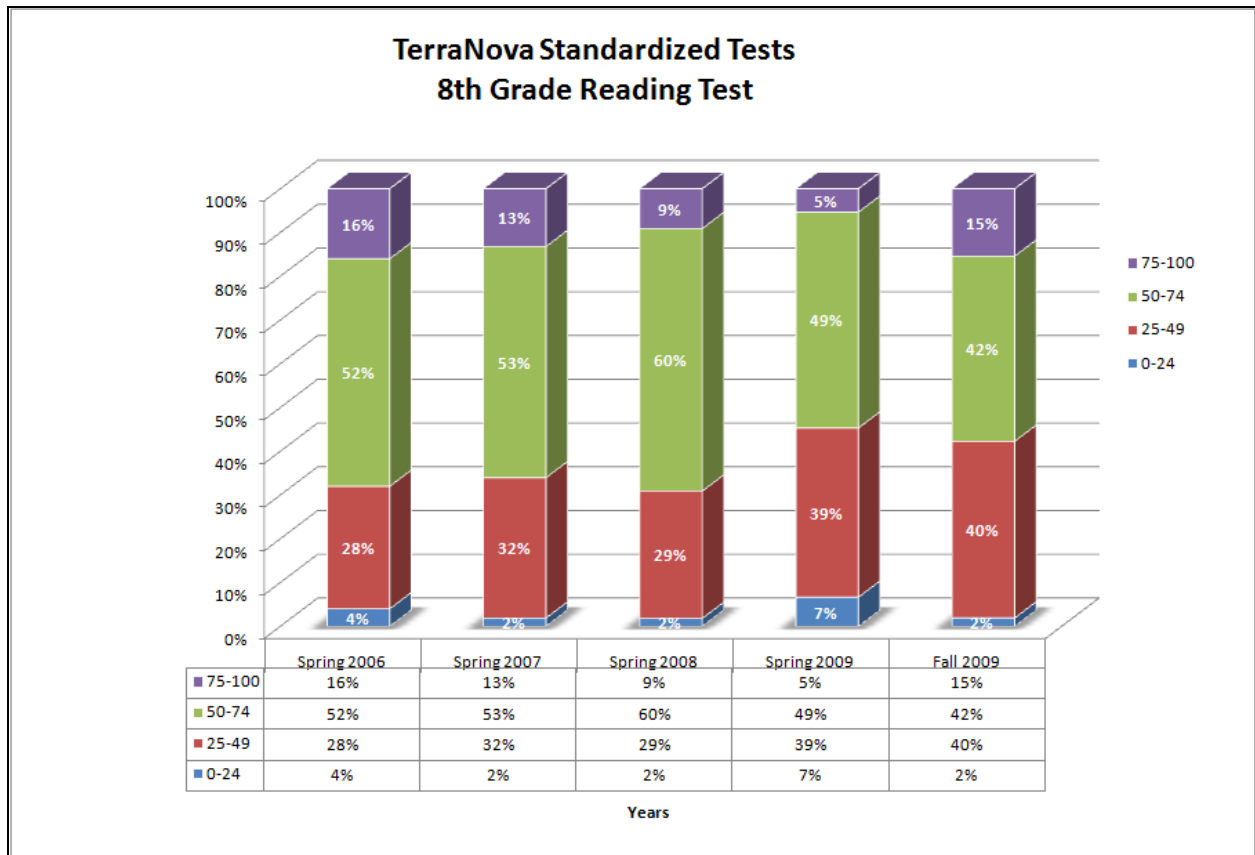


Middle School TerraNova-Reading



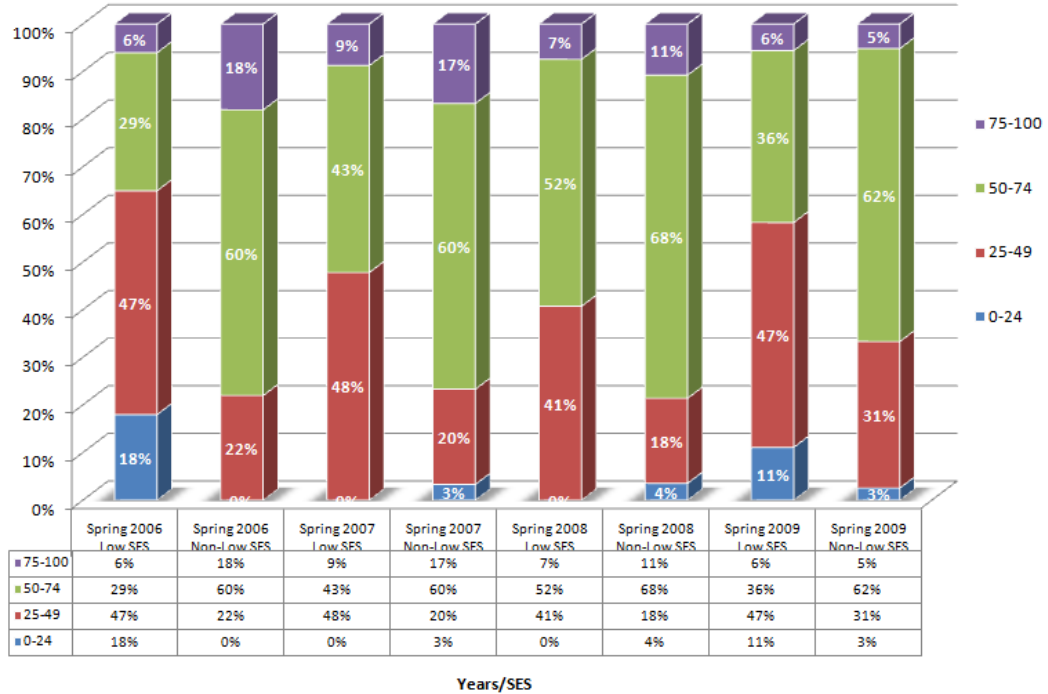
- Beginning in the spring of 2009, students took a new version of the TerraNova test. Those same tests were moved to a new testing time the following year to the fall.
- Data shows the breakdown of quartiles of TerraNova NCE Reading scores for 8th grade in the spring of 2006-2009 and the fall of 2009.
- Trends show an increase in the highest quartile.
- Scores had been decreasing in the upper half up until the fall of 2009.
- More students became proficient in the fall of 2009 when compared to the previous spring data.

TerraNova Standardized Tests 8th Grade Reading Test Gender



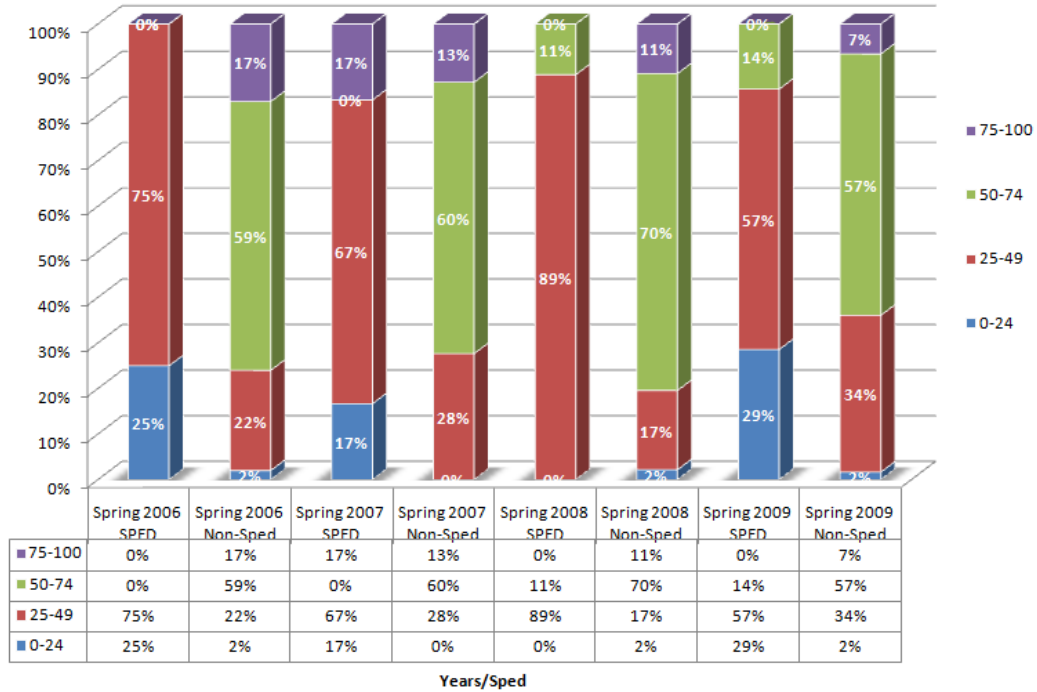
- Beginning in the spring of 2009, students took a new version of the TerraNova test. Those same tests were moved to a new testing time the following year to the fall.
- Data shows the breakdown by quartiles of TerraNova NCE Reading scores for 8th Grade by gender in the spring of 2006-2009.
- The percentage of males in the top two quartiles has decreased every year. However, the very top quartile did increase the last year.
- The percentage of females in the top two quartiles had a steady increase four out of the five years. There was a significant increase in the very top quartile in the last year.

TerraNova Standardized Tests 8th Grade Reading Test Socio-Economic Groups



- Beginning in the spring of 2009, students took a new version of the TerraNova test. Those same tests were moved to a new testing time the following year to the fall.
- Data shows the breakdown by quartiles of TerraNova NCE Reading scores for 8th Grade by socio-economic groups in the spring of 2006-2009.
- The percentage of low socio-economic students in the top two quartiles has declined over the past two years.
- The percentage of students in the non-low socio-economic group in the top two quartiles has increased over the past two years.

**TerraNova Standardized Tests
8th Grade Reading Test
Special Education/Non Special Education**



- Beginning in the spring of 2009, students took a new version of the TerraNova test. Those same tests were moved to a new testing time the following year to the fall.
- Data shows the breakdown by quartiles of TerraNova NCE Reading scores for 8th Grade by special education/non-special education groups in the spring of 2006-2009.
- Scores for special education students increased in the upper two quartiles over the years. Non-special education students' scores remained steady in the lowest quartile, but decreased in the uppermost quartile, although there is a significant number of students scoring well in this category.