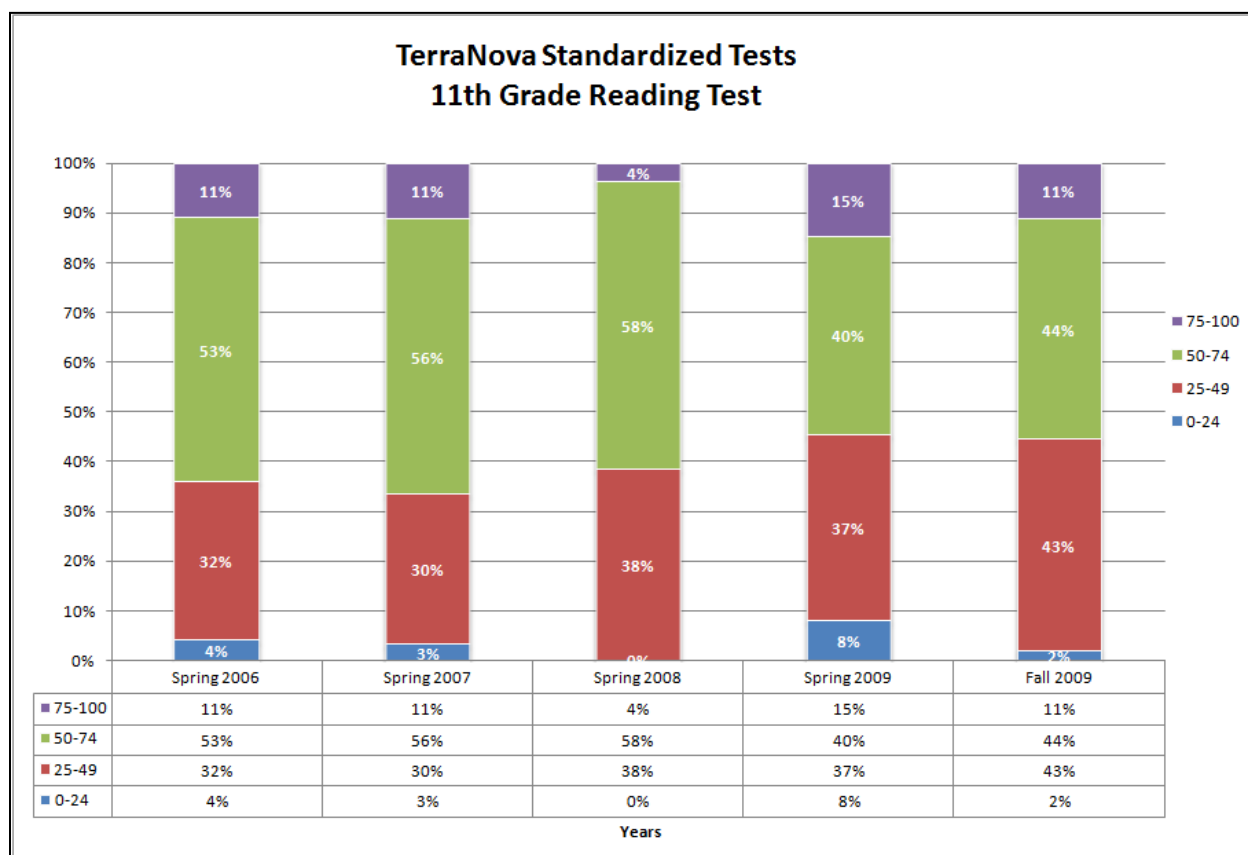
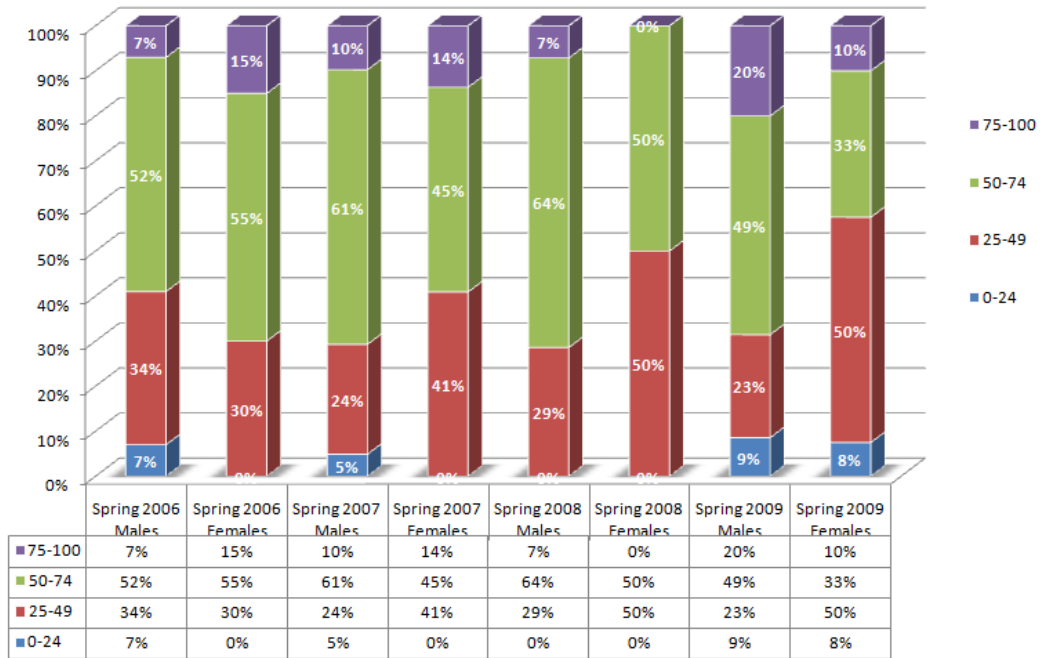


High School TerraNova-Reading



- Beginning in the spring of 2009, students took a new version of the TerraNova test. Those same tests were moved to a new testing time the following year to the fall.
- Data shows the breakdown by quartiles of TerraNova NCE Reading scores for 11th grade in the spring of 2006-2009 and the fall of 2009.
- Students scoring in the top two quartiles combined, and the bottom two quartiles combined, remained the same from the spring of 2009 to the fall of 2009.
- Scores reflect a need for continued emphasis in reading.

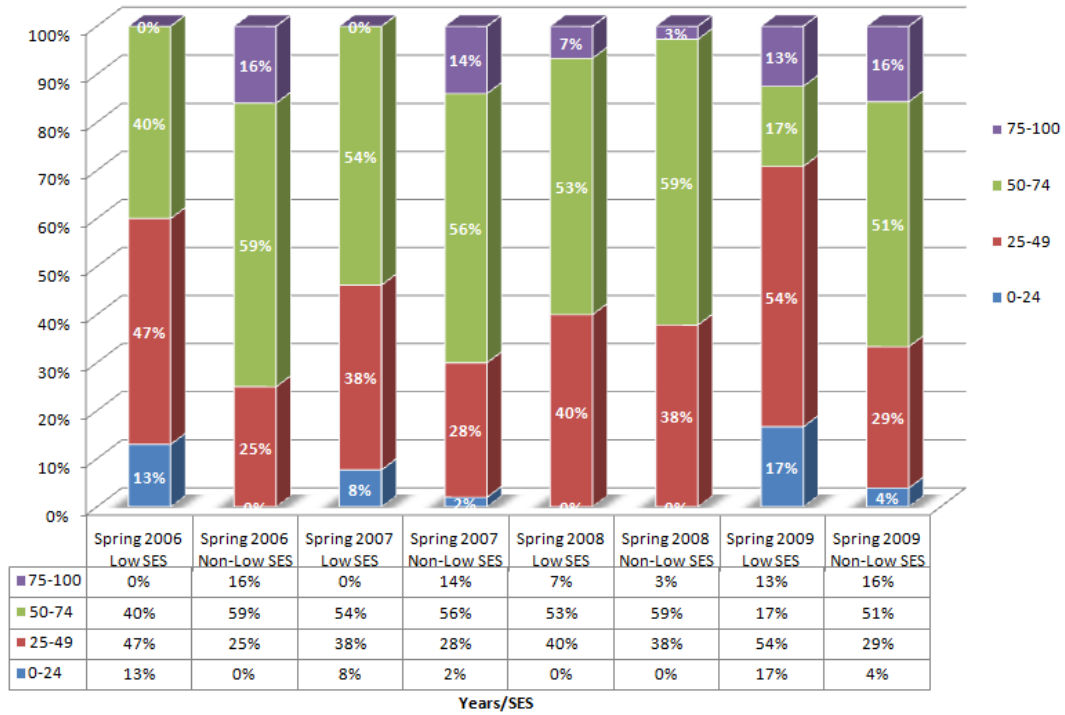
TerraNova Standardized Tests 11th Grade Reading Test Gender



Years/Gender

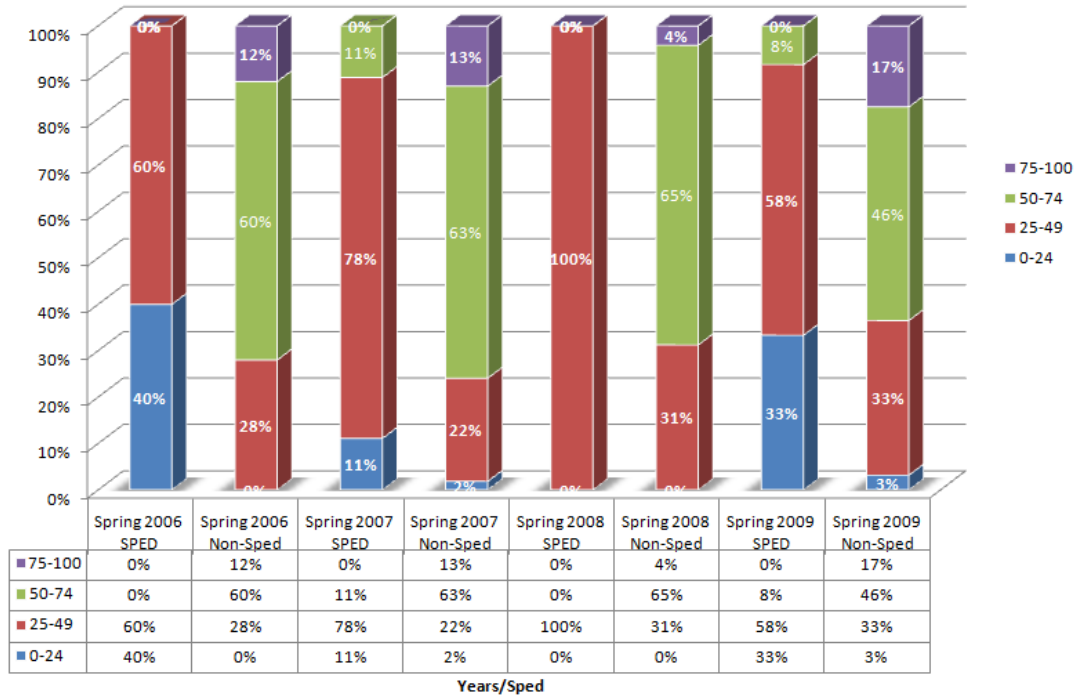
- Beginning in the spring of 2009, students took a new version of the TerraNova test. Those same tests were moved to a new testing time the following year to the fall.
- Data shows the breakdown by quartiles of TerraNova NCE Reading scores for 11th Grade by gender in the spring of 2006-2009.
- Male students increased their scores in the upper quartile.
- Females decreased in the upper quartile, but increased in the lowest quartiles.

**TerraNova Standardized Tests
11th Grade Reading Test
Socio-Economic Groups**



- Beginning in the spring of 2009, students took a new version of the TerraNova test. Those same tests were moved to a new testing time the following year to the fall.
- Data shows the breakdown by quartiles of TerraNova NCE Reading scores for 11th Grade by socio-economic groups in the spring of 2006-2009.
- Low socio-economic scores have significantly decreased in the upper quartiles the last two years.
- Non-low socio-economic scores in the upper quartile began strong, dropped in the third year, and then saw a significant rebound.

**TerraNova Standardized Tests
11th Grade Reading Test
Special Education/Non-Special Education**



- Beginning in the spring of 2009, students took a new version of the TerraNova test. Those same tests were moved to a new testing time the following year to the fall.
- Data shows the breakdown by quartiles of TerraNova NCE Reading scores for 11th Grade by special education/non-special education groups in the spring of 2006-2009.
- Special education students' results do not show a consistent trend.
- The percentage of students in the non-special education group in the upper two quartiles show a slight downward trend.